

M.V.S.R ENGINEERING COLLEGE
Nadergul, Hyderabad-501510

BALANCE SHEET AS AT 31-03-2017

SI No	Sources of Funds	BALANCE SHEET AS AT 31-03-2017	
		Current Year as at 31-03-2017	Previous Year as at 31-03-2016
		Rs.	Rs.
1	Capital Fund		
	Opening Balance	111309341	
	Add: Excess of Income Over Expenditure	87122019	198431360
			111309341
2	Non-Recurring Grants In-Aid from Govt of A.P		3923000
3	MODROB-ECE Dept. Fund		2100000
4	Development Fee		12838400
5	Development Fee Account		12838400
6	Current Liabilities & Provisions		
	A) Creditors for Expenses (Schedule-A)	65309475	74699978
	B) Other Liabilities (Schedule-B)	35112865	47664908
	C) Deposits & Advances Received (Schedule-C)	10531433	9980433
	D) Employees Contribution to EPF & ESI	461038	551238
	E) Stale Cheques (Schedule-D)	362281	111777092
			302641
7	Matrusri Education Society		18735573
			36829627
8	Suspense Account		640000
			640000
	TOTAL		361283825
			313297966

PLACE: HYDERABAD.
DATE:

For MVSR ENGINEERING COLLEGE

[Signature]
CHAIRMAN

[Signature]
SECRETARY

[Signature]
TREASURER

AS PER OUR REPORT ANNEXED.

For M/S SWAMY & SESHADRI
CHARTERED ACCOUNTANTS
(Firm Registration No.003913S)

[Signature]
Partner
B. KRISHNASWAMY
B.Com., FCA, DISA(ICAI)
M.No. 019096



M.V.S.R ENGINEERING COLLEGE
Nadergul, Hyderabad-501510

BALANCE SHEET AS AT 31-03-2017

Sl No	Application of Funds		Current Year as at 31-03-2017	Previous Year as at 31-03-2016
		Rs.	Rs.	Rs.
1	Fixed Assets			52179765
	Fixed Assets (Schedule-E)	52035373		206485
	Capital Work-In-Progress	272312	52307685	
2	Current Assets, Loan & Advances			13795908
	A) Cash & Bank Balances (Schedule-F)	28301183		0
	B) Closing Stock of Inventory	171092		50267695
	C) Fixed Deposits (Schedule-G)	82382385		565713
	D) Deposits with Govt. Dept. (Schedule-H)	696465		194632052
	E) Loan, Advances Receivables (Schedule-I)	196680446		1032348
	F) Pre-Paid Expenses	126569	308358140	
			618000	618000
3	F.D.R Defalcation			
	TOTAL		361283825	313297966

PLACE: HYDERABAD.

DATE:

For MVS R ENGINEERING COLLEGE

[Signature]
CHAIRMAN

[Signature]
SECRETARY

[Signature]
TREASURER

AS PER OUR REPORT ANNEXED.

For M/S SWAMY & SESHADRI
CHARTERED ACCOUNTANTS
(Firm Registration No.003913S)

[Signature]
Partner
B. KRISHNASWAMY
B.Com., FCA, DISA(ICAI)
M.No. 019096



M.V.S.R ENGINEERING COLLEGE

NADERGUL, HYDERABAD, 501510

INCOME & EXPENDITURE ACCOUNT FOR THE YEAR ENDED 31-03-2017

Particulars	Current Year as at 31-03-2017	Previous Year as at 31-03-2016
	Rs.	Rs.
Income		
By Fee Collections (Schedule-1)	417917438	371089606
By Miscellaneous Income	1830835	686799
By Interest Received	6557592	6090787
By Prior Period Fee Adjustment on Accrual Basis	0	52941
TOTAL	426305865	377920133

PLACE: HYDERABAD.

DATE:

AS PER OUR REPORT ANNEXED.


For MVSR ENGINEERING COLLEGE

For M/S SWAMY & SESHADRI

CHARTERED ACCOUNTANTS

(Firm Registration No.003913S)


CHAIRMAN


TREASURER


SECRETARY

Partner

B. KRISHNASWAMY

B.Com., FCA, DISA(ICAI)

M.No. 019096



M.V.S.R ENGINEERING COLLEGE
NADERGUL, HYDERABAD, 501510

INCOME & EXPENDITURE ACCOUNT FOR THE YEAR ENDED 31-03-2017

Particulars	Current Year	Previous Year
	as at 31-03-2017	as at 31-03-2016
	Rs.	Rs.
Expenditure		
To Salaries and Allowances (Schedule-2)	262334839	237759227
To Payment of Gratuity	3438420	0
To Gratuity Provision	2209782	1198979
To Employers Contribution to PF & ESI (Schedule-3)	6168107	6445064
To Printing & Stationery	1405565	1618014
To Postage	18970	10861
To Travelling & Conveyance	340689	535320
To Bank Charges	69129	47699
To Telephone Charges	1161024	748833
To Electricity Consumption Charges	3924828	3499131
To Advertisements	145081	175246
To Consumable stores	714198	566977
To Repairs & Maintenance (Schedule-4)	13949869	12052945
To Legal Expenses	406200	100000
To Library Recurring Expenses	38510	76358
To Educational Tours	150478	66669
To Games Expenses	282031	260859
To Subscriptions & Membership	1054753	327380
To Insurance of College Assets	112242	68538
To Professional Charges	13554	0
To Staff Training Programmes	0	10580
To Staff Skill Upgradation	9300	24640
To Educational Seminars	545058	813001
To Staff Welfare	59755	111572
To Depreciation on Fixed Assets	9652571	7883392
To Rent Rates & Taxes	5290	5244
To Muncipal Taxes	1000000	1000000
To Interest on Loan with Andhra Bank	4923585	10512292
To Other Expenses (Schedule-5)	25042373	23561767
To Prior Period Expenditure Adjustment on Accrual Basis	7645	230330
To Excess of Income over Expenditure	87122019	68209215
TOTAL	426305865	377920133


PLACE: HYDERABAD.
DATE:

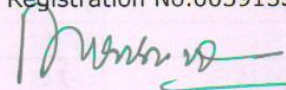
AS PER OUR REPORT ANNEXED.


For MVSR ENGINEERING COLLEGE

For M/S SWAMY & SESHADRI
CHARTERED ACCOUNTANTS
(Firm Registration No.003913S)


CHAIRMAN


SECRETARY


Partner
B. KRISHNASWAMY
B.Com., FCA, DISA(ICAI)
M.No. 019096


TREASURER



M.V.S.R ENGINEERING COLLEGE

NADERGUL, HYDERABAD.

SCHEDULE FORMING PART OF THE BALANCE SHEET AS ON 31-03-2017

**SCHEDULE - E
DEPRECIATION STATEMENT**

Sl No	Particulars	Written down value of Assets as on 01-04-2016	Additions		Deductions	Total as on 31-03-2017 (3)+(4)+(5)-(6)	Rate %	Depreciation			Written down value of Assets as on 31-03-2017
			Upto 30-09-16	After 01-10-16				More than 180 Days	Less than 180 Days	Total Depreciation	
1	2	3	4	5	6	7	8	9	10	11	12
A	Fixed Assets										
1	2101-Land at Saidabad	1718136				1718136	0	0	0	0	1718136
2	2102-Land at Nadergul	2810313				2810313	0	0	0	0	2810313
3	2103-Buildings (New)	338934		511551		850485	10	33893	25578	59471	791014
4	2104-Buildings (Old)	103777				103777	10	10378	0	10378	93399
5	2105-Buildings (Nadergul)	1704730				1704730	10	170473	0	170473	1534257
6	2106-Science Lab Sheds	17457				17457	10	1746	0	1746	15711
7	2107-Auditorium	1876				1876	10	188	0	188	1688
8	2108-Furniture & Fixtures	940284	371666	1302742		11076492	10	977375	65137	1042512	10033980
9	2109-Motor Vehicles	364127				364127	15	54619	0	54619	309508
10	2111-Library Books	7652964		309368		7962332	10	765296	15468	780764	7181568
11	2112-Water Coolers & Filters	527385		25000		552385	10	52739	1250	53989	498396
12	2113-Air-Conditioners	1031737	185000	389430		1606167	15	182511	29207	211718	1394449
13	2114-Sports Equipment	377321		15605		392926	15	56598	1170	57768	335158
14	2115-Lab-Equipment	3071669		742325		3813994	15	460750	55674	516424	3297570
15	2116-Electrical Fittings	1287329	40560	553685		1881574	10	132789	27684	160473	1721101
16	2118-Office Equipments	1168367	47700	849924		2065991	10	121607	42496	164103	1901888
17	2119-ECE Lab Equipment	4008610				4008610	15	601292	0	601292	3407318
18	2120-Mech. Lab Equipment	3456700	39838	105000		3601538	15	524481	7875	532356	3069182
19	2121-Civil Lab Equipment	1706189				1706189	15	255928	0	255928	1450261
20	2122-Computers	2192304	3644439	78865		5915608	60	3502046	23660	3525706	2389902
21	2123-EEE-Lab Equipment	2851322				2851322	15	427698	0	427698	2423624



SI No	Particulars	Written down value of Assets as on 01-04-2016	Additions		Deductions	Total as on 31-03-2017 (3)+(4)+(5)-(6)	Rate %	Depreciation			Written down value of Assets as on 31-03-2017
			Upto 30-09-16	After 01-10-16				More than 180 Days	Less than 180 Days	Total Depreciation	
1	2	3	4	5	6	7	8	9	10	11	12
22	2124-IT-Lab Equipment	247849				247849	15	37177	0	37177	210672
23	2125-Internet Equipment	69905				69905	15	10486	0	10486	59419
24	2126-Intecom Telephones	21499				21499	10	2150	0	2150	19349
25	2127-DG Set	404959				404959	15	60744	0	60744	344215
26	2129-Borewell & Pump Sets	411758				411758	10	41176	0	41176	370582
27	2130-Telephone Exchange	231724				231724	15	34759	0	34759	196965
28	2131-Cellular Mobile Phones	97039				97039	15	14556	0	14556	82483
29	2132-CCS Cell - Computers	27313				27313	60	16388	0	16388	10925
30	2134-High-Transformer	466054				466054	10	46605	0	46605	419449
31	2135-MCA Lab Equipment	3646				3646	15	547	0	547	3099
32	2136-CSE Lab Equipment	729525		53831		783356	15	109429	4037	113466	669890
33	2137-Canteen Equipment	794158				794158	15	119124	0	119124	675034
34	2138-Automobile Lab Equip.	645190		60000		705190	15	96779	4500	101279	603911
35	2139-Library Equipment	107218				107218	15	16083	0	16083	91135
36	2140-Solar Power Station	13680				13680	80	10944	0	10944	2736
37	2141-Software-IT	19600				19600	60	11760	0	11760	7840
38	2142-Software-ECE	50934	181650			232584	60	139550	0	139550	93034
39	2143-Software-CAD/CAM	87465				87465	60	52479	0	52479	34986
40	2144-EEE Lab Shed	1956918				1956918	10	195692	0	195692	1761226
	Total	52179765	4510853	4997326	0	61687944		9348835	303736	9652571	52035373

B	2200-Capital WIP	206485		272312	206485	272312					272312
----------	-------------------------	---------------	--	---------------	---------------	---------------	--	--	--	--	---------------

