

M.V.S.R ENGINEERING COLLEGE

Nadergul, Hyderabad-501510

BALANCE SHEET AS AT 31-03-2016

Sl No	Sources of Funds		Current Year as at 31-03-2016	Previous Year as at 31-03-2015
		Rs.	Rs.	Rs.
1	Capital Fund			
	Opening Balance	43100126		
	Add: Excess of Income Over Expenditure	68209215	111309341	43100126
2	Non-Recurring Grants In-Aid from Govt of A.P		3923000	3923000
3	MODROB-ECE Dept. Fund		1720000	1720000
4	Development Fee		12838400	12838400
5	Development Fee Account		12838400	12838400
6	Current Liabilities & Provisions			
	A) Creditors for Expenses (Schedule-A)	74699978		66628728
	B) Other Liabilities (Schedule-B)	47664908		51949748
	C) Deposits & Advances Received (Schedule-C)	9980433		9378433
	D) Employees Contribution to PF	551238		575765
	E) Stale Cheques (Schedule -D)	302641	133199198	218462
7	Matrusri Education Society		36829627	47306457
8	Suspense Account		640000	640000
	TOTAL		313297966	251117519

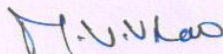
PLACE: HYDERABAD.

DATE: 28 SEP 2016

For MVSr ENGINEERING COLLEGE

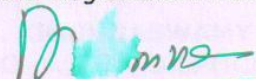

CHAIRMAN


SECRETARY


TREASURER

AS PER OUR REPORT ANNEXED.

For M/S SWAMY & SESHADRI
CHARTERED ACCOUNTANTS
(Firm Registration No.003913S)


Partner
B. KRISHNASWAMY
B.Com., FCA, DISA(ICAI)
M.No. 019096



M.V.S.R ENGINEERING COLLEGE

Nadergul, Hyderabad-501510


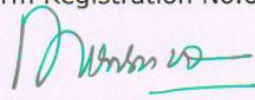
BALANCE SHEET AS AT 31-03-2016

SI No	Application of Funds		Current Year as at 31-03-2016	Previous Year as at 31-03-2015
		Rs.	Rs.	Rs.
1	Fixed Assets			
	Fixed Assets (Schedule-E)	52179765		51739246
	Capital Work-In-Progress	206485	52386250	2174353
2	Current Assets, Loan & Advances			
	A) Cash & Bank Balances (Schedule-F)	13795908		33532573
	B) Postage Imprest	0		145
	C) Fixed Deposits (Schedule-G)	50267695		20619445
	D) Deposits with Govt. Dept. (Schedule-H)	565713		565713
	E) Loan, Advances Receivables (Schedule-I)	194632052		141806044
	F) Pre-Paid Expenses	1032348	260293716	0
3	F.D.R Defalcation		618000	680000
	TOTAL		313297966	251117519

PLACE: HYDERABAD

DATE: 28 SEP 2016

AS PER OUR REPORT ANNEXED.

For **MVSR ENGINEERING COLLEGE**
CHAIRMAN
SECRETARY
TREASURERFor **M/S SWAMY & SESHADRI**
CHARTERED ACCOUNTANTS
(Firm Registration No.003913S)
Partner
B. KRISHNASWAMY
B.Com., FCA, DISA(ICAI)
M.No. 019096

M.V.S.R ENGINEERING COLLEGE
NADERGUL, HYDERABAD, 501510

INCOME & EXPENDITURE ACCOUNT FOR THE YEAR ENDED 31-03-2016

Particulars	Current Year as at 31-03-2016	Previous Year as at 31-03-2015
	Rs.	Rs.
Income		
By Fee Collections (Schedule-1)	371089606	309228788
By Miscellaneous Income	686799	357963
By Interest Received	6090787	3063918
By Prior Period Fee Adjustment on Accrual Basis	52941	142142
TOTAL	377920133	312792811

PLACE: HYDERABAD

DATE: 28 SEP 2016

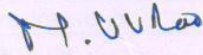
AS PER OUR REPORT ANNEXED.


For MVSR ENGINEERING COLLEGE

For M/S SWAMY & SESHADRI
CHARTERED ACCOUNTANTS
(Firm Registration No.003913S)


CHAIRMAN


SECRETARY


TREASURER


Partner
B. KRISHNASWAMY
B.Com., FCA, DISA(ICAI)
M.No. 019096



M.V.S.R ENGINEERING COLLEGE
NADERGUL, HYDERABAD, 501510

INCOME & EXPENDITURE ACCOUNT FOR THE YEAR ENDED 31-03-2016

Particulars	Current Year as at 31-03-2016	Previous Year as at 31-03-2015
	Rs.	Rs.
Expenditure		
To Salaries and Allowances (Schedule-2)	238958206	221443458
To Payment of Gratuity	0	1006953
To Employers Contribution to PF (Schedule-3)	6445064	5098949
To Printing & Stationery	1618014	2025118
To Postage	10861	3850
To Travelling & Conveyance	535320	469955
To Bank Charges	47699	105703
To Telephone Charges	748833	583832
To Electricity Consumption Charges	3499131	2944767
To Advertisements	175246	193672
To Consumable stores	566977	561503
To Repairs & Maintenance (Schedule-4)	12052945	11681338
To Donations	0	15000
To Legal Expenses	100000	76500
To Library Recurring Expenses	76358	104300
To Educational Tours	66669	0
To Games Expenses	260859	229906
To Subscriptions & Membership	327380	883249
To Insurance of College Assets	68538	91387
To Staff Training Programmes	10580	0
To Staff Skill Upgradation	24640	6000
To Educational Seminars	813001	423205
To Staff Welfare	111572	52545
To Depreciation on Fixed Assets	7883392	8332643
To Rent Rates & Taxes	5244	0
To Municipal Taxes	1000000	1285633
To Interest on Loan with Andhra Bank	10512292	366554
To Other Expenses (Schedule-5)	23561767	22000257
To Prior Period Expenditure Adjustment on Accrual Basis	230330	0
To Excess of Income over Expenditure	68209215	32806534
TOTAL	377920133	312792811

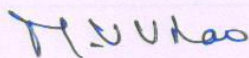
PLACE: HYDERABAD

DATE: 28 SEP 2016

For MVSR ENGINEERING COLLEGE


CHAIRMAN


SECRETARY


TREASURER

AS PER OUR REPORT ANNEXED.

For M/S SWAMY & SESHADRI
CHARTERED ACCOUNTANTS
(Firm Registration No.003913S)


Partner
B. KRISHNASWAMY
B.Com., FCA, DISA (ICAI)
M.No. 019096



M.V.S.R ENGINEERING COLLEGE

NADERGUL, HYDERABAD.

SCHEDULE FORMING PART OF THE BALANCE SHEET AS ON 31-03-2016

**SCHEDULE - E
DEPRECIATION STATEMENT**

Sl No	Particulars	Written down value of Assets as on 01-04-2015	Additions		Deductions	Total as on 31-03-2016 (3)+(4)+(5)-(6)	Rate %	Depreciation			Written down value of Assets as on 31-03-2016
			Upto 30-09-15	After 01-10-15				More than 180 Days	Less than 180 Days	Total Depreciation	
1	2	3	4	5	6	7	8	9	10	11	12
A	Fixed Assets										
1	2101-Land at Saidabad	1718136				1718136	0	0	0	0	1718136
2	2102-Land at Nadergul	2810313				2810313	0	0	0	0	2810313
3	2103-Buildings (New)	376593				376593	10	37659	0	37659	338934
4	2104-Buildings (Old)	115308				115308	10	11531	0	11531	103777
5	2105-Buildings (Nadergul)	1894144				1894144	10	189414	0	189414	1704730
6	2106-Science Lab Sheds	19397				19397	10	1940	0	1940	17457
7	2107-Auditorium	2085				2085	10	209	0	209	1876
8	2108-Furnitute & Fixtures	9216024	467650	722923		10406597	10	968367	36146	1004513	9402084
9	2109-Motor Vechicles	428385				428385	15	64258	0	64258	364127
10	2111-Library Books	7302054	809657	370973		8482684	10	811171	18549	829720	7652964
11	2112-Water Coolers & Filters	585983				585983	10	58598	0	58598	527385
12	2113-Air-Conditioners	1213808				1213808	15	182071	0	182071	1031737
13	2114-Sports Equipment	443907				443907	15	66586	0	66586	377321
14	2115-Lab-Equipment	2909693	209555	454387		3573635	15	467887	34079	501966	3071669
15	2116-Electrical Fittings	1430366				1430366	10	143037	0	143037	1287329
16	2118-Office Equipments	1282614	15572			1298186	10	129819	0	129819	1168367
17	2119-ECE Lab Equipment	4716012				4716012	15	707402	0	707402	4008610
18	2120-Mech. Lab Equipment	4030576		33200		4063776	15	604586	2490	607076	3456700
19	2121-Civil Lab Equipment	2007281				2007281	15	301092	0	301092	1706189
20	2122-Computers	1040332	51200	2508130		3599662	60	654919	752439	1407358	2192304
21	2123-EEE-Lab Equipment	3354496				3354496	15	503174	0	503174	2851322
22	2124-IT-Lab Equipment	291587				291587	15	43738	0	43738	247849



SI No	Particulars	Written down value of Assets as on 01-04-2015	Additions		Deductions	Total as on 31-03-2016 (3)+(4)+(5)-(6)	Rate %	Depreciation			Written down value of Assets as on 31-03-2016
			Upto 30-09-15	After 01-10-15				More than 180 Days	Less than 180 Days	Total Depreciation	
1	2	3	4	5	6	7	8	9	10	11	12
23	2125-Internet Equipment	82241				82241	15	12336	0	12336	69905
24	2126-Intecom Telephones	23888				23888	10	2389	0	2389	21499
25	2127-DG Set	476422				476422	15	71463	0	71463	404959
26	2129-Borewell & Pump Sets	134158	167000	148122		449280	10	30116	7406	37522	411758
27	2130-Telephone Exchange	272617				272617	15	40893	0	40893	231724
28	2131-Cellular Mobile Phones	99265	14899			114164	15	17125	0	17125	97039
29	2132-CCS Cell - Computers	68283				68283	60	40970	0	40970	27313
30	2134-High-Transformer	517838				517838	10	51784	0	51784	466054
31	2135-MCA Lab Equipment	4289				4289	15	643	0	643	3646
32	2136-CSE Lab Equipment	858265				858265	15	128740	0	128740	729525
33	2137-Canteen Equipment	934304				934304	15	140146	0	140146	794158
34	2138-Automobile Lab Equip.	759047				759047	15	113857	0	113857	645190
35	2139-Library Equipment	74799	51340			126139	15	18921	0	18921	107218
36	2140-Solar Power Station	68402				68402	80	54722	0	54722	13680
37	2141-Software-IT	49000				49000	60	29400	0	29400	19600
38	2142-Software-ECE	127334				127334	60	76400	0	76400	50934
39	2143-Software-CAD/CAM	0		124950		124950	60	0	37485	37485	87465
40	EEE Lab Shed	0	2174353			2174353	10	217435	0	217435	1956918
	Total	51739246	3961226	4362685	0	60063157		6994798	888594	7883392	52179765

B	2200-Capital WIP	2174353		206485	2174353	206485					206485
----------	-------------------------	----------------	--	--------	---------	---------------	--	--	--	--	---------------

