

M.V.S.R ENGINEERING COLLEGE

Nadergul, Hyderabad-501510

BALANCE SHEET AS AT 31-03-2015

Sl No	Sources of Funds	Current Year as at 31-03-2015		Previous Year as at 31-03-2014
		Rs.	Rs.	Rs.
1	Capital Fund			
	Opening Balance	10293592		
	Add: Excess of Income Over Expenditure	32806534	43100126	10293592
2	Non-Recurring Grants In-Aid from Govt of A.P		3923000	3923000
3	MODROB-ECE Dept. Fund		1720000	1720000
4	Development Fee		12838400	12838400
5	Development Fee Account		12838400	12838400
6	Current Liabilities & Provisions			
	A) Creditors for Expenses (Schedule-A)	66628728		27821320
	B) Other Liabilities (Schedule-B)	51949748		34229203
	C) Deposits & Advances Received (Schedule-C)	9378433		8647433
	D) Employees Contribution to PF	575765		243505
	E) Stale Cheques	218462		123473
	F) Loan Against FDRs -Andhra Bank Nadergul	0	128751136	41059239
7	Matrusri Education Society		47306457	51489507
8	Suspense Account		640000	640000
	TOTAL		251117519	205867072

PLACE: HYDERABAD.

DATE:

For **MVSR ENGINEERING COLLEGE**

[Signature]
CHAIRMAN

[Signature]
SECRETARY

[Signature]
TREASURER

AS PER OUR REPORT ANNEXED.

For **M/S SWAMY & SESHADRI**
CHARTERED ACCOUNTANTS
(Firm Registration No.003913S)

[Signature]
Partner
B. KRISHNASWAMY
B.Com., FCA, DISA(ICAI)
M.No. 019096



M.V.S.R ENGINEERING COLLEGE
Nadargul, Hyderabad-501510

BALANCE SHEET AS AT 31-03-2015

Sl No	Application of Funds		Current Year as at 31-03-2015	Previous Year as at 31-03-2014
		Rs.	Rs.	Rs.
1	Fixed Assets			
	Fixed Assets (Schedule-D)	51739246		57006511
	Capital Work-In-Progress	2174353	53913599	2146385
2	Current Assets, Loan & Advances			
	A) Closing Stock of Stationery	0		0
	B) Cash & Bank Balances (Schedule-E)	33532573		10309309
	C) Postage Imprest	145		145
	D) Fixed Deposits (Schedule-F)	20619445		58821863
	E) Deposits with Govt. Dept. (Schedule-G)	565713		565713
	F) Loan, Advances Receivables (Schedule-H)	141806044		76337146
	G) Pre-paid Expenses	0	196523920	0
3	F.D.R Defalcation		680000	680000
	TOTAL		251117519	205867072

PLACE: HYDERABAD.

AS PER OUR REPORT ANNEXED.

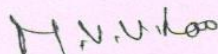
DATE:

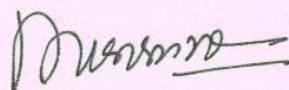
For MVS R ENGINEERING COLLEGE

For M/S SWAMY & SESHADRI
CHARTERED ACCOUNTANTS
(Firm Registration No.003913S)


CHAIRMAN


SECRETARY


TREASURER


Partner
B. KRISHNASWAMY
B.Com., FCA, DISA(ICAI)
M.No. 019096



M.V.S.R ENGINEERING COLLEGE
NADERGUL, HYDERABAD, 501510

INCOME & EXPENDITURE ACCOUNT FOR THE YEAR ENDED 31-03-2015

Particulars	Current Year as at 31-03-2015	Previous Year as at 31-03-2014
	Rs.	Rs.
Income		
Fee Collections (Schedule-1)	309228788	253107950
Miscellaneous Income	357963	6488436
Interest Received	3063918	2911239
Prior Period Fee Adjustment on Accrual Basis	142142	48819
TOTAL	312792811	262556444

PLACE: HYDERABAD.
DATE:

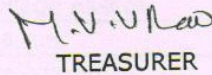
AS PER OUR REPORT ANNEXED.

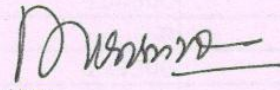
For MVS R ENGINEERING COLLEGE

For M/S SWAMY & SESHADRI
CHARTERED ACCOUNTANTS
(Firm Registration No.003913S)


CHAIRMAN


SECRETARY


TREASURER


Partner
B. KRISHNASWAMY
B.Com., FCA, DISA(ICAI)
M.No. 019096



M.V.S.R ENGINEERING COLLEGE
NADERGUL, HYDERABAD, 501510

INCOME & EXPENDITURE ACCOUNT FOR THE YEAR ENDED 31-03-2015

Particulars	Current Year	Previous Year
	as at 31-03-2015	as at 31-03-2014
	Rs.	Rs.
Expenditure		
To Salaries and Allowances (Schedule-2)	221443458	192268765
To Payment of Gratuity	1006953	8448694
To Employers Contribution to PF (Schedule-3)	5098949	3050214
To Printing & Stationery	2025118	1369064
To Postage	3850	4513
To Travelling & Conveyance	469955	186777
To Bank Charges	105703	39836
To Telephone Charges	583832	356718
To Electricity Consumption Charges	2944767	2595799
To Advertisements	193672	207864
To Consumable stores	561503	607552
To Repairs & Maintenance (Schedule-4)	11681338	13434544
To Donations	15000	15000
To Legal Expenses	76500	1105000
To Library Recurring Expenses	104300	743105
To Educational Tours	0	326750
To Games Expenses	229906	39308
To Subscriptions & Membership	883249	791800
To Insurance of College Assets	91387	104373
To Professional Charges	0	80345
To Staff Training Programmes	0	28160
To Staff Skill Upgradation	6000	8500
To Educational Seminars	423205	225666
To Staff Welfare	52545	95300
To Depreciation on Fixed Assets	8332643	10526306
To Rent Rates & Taxes	0	68474
To Municipal Taxes	1285633	287591
To Interest on Loan with Andhra Bank	366554	1427549
To Other Expenses (Schedule-5)	22000257	16729720
To Prior Period Expenditure Adjustment on Accrual Basis	0	1236351
To Excess of Income over Expenditure	32806534	6146806
TOTAL	312792811	262556444

PLACE: HYDERABAD.
DATE:

For MVSR ENGINEERING COLLEGE

[Signature]
CHAIRMAN


[Signature]
SECRETARY

[Signature]
TREASURER

AS PER OUR REPORT ANNEXED.

For M/S SWAMY & SESHADRI
CHARTERED ACCOUNTANTS
(Firm Registration No.003913S)

Partner
B. KRISHNASWAMY
B.Com., FCA, DISA(ICAI)
M.No. 019096



M.V.S.R ENGINEERING COLLEGE
NADERGUL, HYDERABAD.

SCHEDULE-D
DEPRECIATION STATEMENT AS ON 31-03-2015

SI No	Particulars	Written down value of Assets as on 01-04-2014	Additions		Deductions	Total as on 31-03-2015 (3)+(4)+(5)-(6)	Rate %	Depreciation			Written down value of Assets as on 31-03-2015
			Upto 30-09-14	After 01-10-14				More than 180 Days	Less than 180 Days	Total Depreciation	
1	2	3	4	5	6	7	8	9	10	11	12
A	Fixed Assets										
1	2101-Land at Saidabad	1718136				1718136	0	0	0	0	1718136
2	2102-Land at Nadergul	2810313				2810313	0	0	0	0	2810313
3	2103-Buildings (New)	418437				418437	10	41844	0	41844	376593
4	2104-Buildings (Old)	128120				128120	10	12812	0	12812	115308
5	2105-Buildings (Nadergul)	2104604				2104604	10	210460	0	210460	1894144
6	2106-Science Lab Sheds	21552				21552	10	2155	0	2155	19397
7	2107-Auditorium	2317				2317	10	232	0	232	2085
8	2108-Furnitute & Fixtures	9885360		336000		10221360	10	988536	16800	1005336	9216024
9	2109-Motor Vechicles	503982				503982	15	75597	0	75597	428385
10	2111-Library Books	7977143		129079		8106222	10	797714	6454	804168	7302054
11	2112-Water Coolers & Filters	495398		147500		642898	10	49540	7375	56915	585983
12	2113-Air-Conditioners	1428010				1428010	15	214202	0	214202	1213808
13	2114-Sports Equipment	522243				522243	15	78336	0	78336	443907
14	2115-Lab-Equipment	2588439	173797	607343		3369579	15	414335	45551	459886	2909693
15	2116-Electrical Fittings	1385228	20084	174300		1579612	10	140531	8715	149246	1430366
16	2118-Office Equipments	1425127				1425127	10	142513	0	142513	1282614
17	2119-ECE Lab Equipment	5563510			15260	5548250	15	832238	0	832238	4716012
18	2120-Mech. Lab Equipment	4741854				4741854	15	711278	0	711278	4030576



**SCHEDULE-D
DEPRECIATION STATEMENT AS ON 31-03-2015**

*SI No	Particulars	Written down value of Assets as on 01-04-2014	Additions		Deductions	Total as on 31-03-2015 (3)+(4)+(5)-(6)	Rate %	Depreciation			Written down value of Assets as on 31-03-2015
			Upto 30-09-14	After 01-10-14				More than 180 Days	Less than 180 Days	Total Depreciation	
19	2121-Civil Lab Equipment	2361507				2361507	15	354226	0	354226	2007281
20	2122-Computers	1985268		351750		2337018	60	1191161	105525	1296686	1040332
21	2123-EEE-Lab Equipment	2754321		1095484		3849805	15	413148	82161	495309	3354496
22	2124-IT-Lab Equipment	343044				343044	15	51457	0	51457	291587
23	2125-Internet Equipment	96754				96754	15	14513	0	14513	82241
24	2126-Intecom Telephones	26542				26542	10	2654	0	2654	23888
25	2127-DG Set	560496				560496	15	84074	0	84074	476422
26	2129-Borewell & Pump Sets	107059		39795		146854	10	10706	1990	12696	134158
27	2130-Telephone Exchange	320726				320726	15	48109	0	48109	272617
28	2131-Cellular Mobile Phones	116782				116782	15	17517	0	17517	99265
29	2132-CCS Cell	170708				170708	60	102425	0	102425	68283
30	2134-High-Transformer	575376				575376	10	57538	0	57538	517838
31	2135-MCA Lab Equipment	5046				5046	15	757	0	757	4289
32	2136-CSE Lab Equipment	1009724				1009724	15	151459	0	151459	858265
33	2137-Canteen Equipment	1099181				1099181	15	164877	0	164877	934304
34	2138-Automobile Lab Equip.	892996				892996	15	133949	0	133949	759047
35	2139-Library Equipment	87999				87999	15	13200	0	13200	74799
36	2140-Solar Power Station	342009				342009	80	273607	0	273607	68402
37	2141-Software-IT	122500				122500	60	73500	0	73500	49000
38	2142-Software-ECE	308700		5506		314206	60	185220	1652	186872	127334
	Total	57006511	193881	2886757	15260	60071889		8056420	276223	8332643	51739246
B	2200-Capital WIP	2146385		27968		2174353					2174353

